




# Battery Cabinets Product Overview





## BATTERY CABINETS

### Conceptpower DPA

Art. Nr.	Product name	Comments	Page
00-7964	CBAT-DPA -120 C	Common batteries	3
00-7912	CBAT-DPA -120 S	Separate batteries per module (max. 3 modules)	3
00-7965	CBAT-DPA -200 C	Common batteries	4
00-7913	CBAT-DPA -200 S	Separate batteries per module (max. 5 modules)	4
04-1774	CBAT-FLEX	Separate or common	8

### DPA UPScale ST

Art. Nr.	Product name	Comments	Page
04-0407	CBAT-DPA UPSCALE-120 C	Common batteries	5
04-0406	CBAT-DPA UPSCALE-120 S	Separate batteries per module (max. 3 modules)	5
04-0409	CBAT-DPA UPSCALE-200 C	Common batteries	6
04-0408	CBAT-DPA UPSCALE-200 S	Separate batteries per module (max. 5 modules)	6
04-0745	CBAT-DPA UPSCALE-600 S	Separate batteries per module (max. 6 modules)	7
04-1774	CBAT-FLEX	Separate or common	8

### PowerWave

Art. Nr.	Product name	Comments	Page
04-0407	CBAT-DPA UPSCALE-120 C	Suitable for PW 33 60-200kVA	5
04-0409	CBAT-DPA UPSCALE-200 C	Suitable for PW 33 60-200kVA	6
04-1774	CBAT-FLEX	Suitable for PW 33 60-300kVA	8

### PowerScale

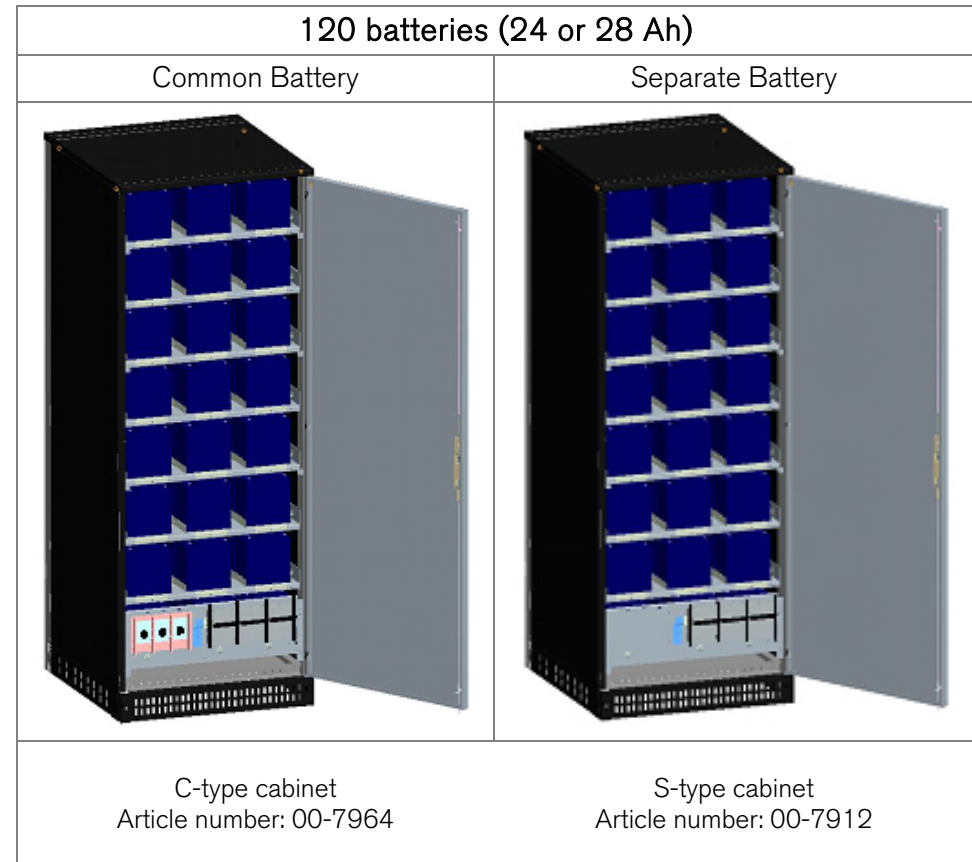
Art. Nr.	Product name	Comments	Page
04-0407	CBAT-DPA UPSCALE-120 C	Suitable for PSC 30-50kVA	5
04-1572	CBAT-POWERSCALE-88	Suitable for PSC 10-50kVA	9

Rev. 3 – 04/11

# Battery Cabinet: CBAT-DPA -120 S / CBAT-DPA -120 C

## TECHNICAL SPECIFICATIONS:


General	
Suitable UPS	Conceptpower DPA
Battery configuration	C-type cabinet → common battery S-type cabinet → separate battery
Max number of modules (sep. batt)	3
Physical	
Dimensions (WxHxD)	730x1975x796 mm
Weight with trays and w/o batteries	280 kg
Weight with trays and full batteries	approx. 1480 kg (10 kg per batt.)
Feet	4 feet of 12.5 cm <sup>2</sup> each
Floor loading (pressure) with full batteries	2.90x10 <sup>6</sup> N/m <sup>2</sup> = 29.0 bar
Cabinet colour	graphite grey: RAL 7024 silver: RAL 9007 (door only)
UPS colour	graphite grey: RAL 7024 silver: RAL 9007 and black (door)
Door opening	one door open to right
Batteries	
Battery Type	VRLA 24 or 28 Ah
Battery dimensions (WxDxH)	175x125x168 mm
Battery placement	on battery trays
Number of batteries per tray	5
Maximal number of battery	120
Battery blocks per string	30 – 50 (depending on UPS)
Electrical	
Max. number of battery strings	3
Fuses (quantity x size)	9 x 100 Amps
Fuses size (Ø x length)	22 x 58 mm
Number of fuse holders	3
Connection terminals	C-type → connection bars: 3 x (2xM8) + PE 1x(2xM8) S-type → terminals: 3 x 3 x 50mm <sup>2</sup> + PE 1x(2xM8)
Options	
Connection cable cabinet → UPS	section 10-150mm <sup>2</sup> (dep. on power) length 4 m for article number see Options PO form



# Battery Cabinet: CBAT-DPA -200 S / CBAT-DPA -200 C

## TECHNICAL SPECIFICATIONS:



General	
Suitable UPS	Conceptpower DPA
Battery configuration	C-type cabinet → common battery S-type cabinet → separate battery
Max number of modules (sep. batt)	5
Physical	
Dimensions (WxHxD)	1200x1975x796 mm
Weight with trays and w/o batteries	390
Weight with trays and full batteries	approx. 2390 kg (10kg per batt.)
Feet	6 feet of 12.5 cm <sup>2</sup> each
Floor loading (pressure) with full batteries	3.126x10 <sup>6</sup> N/m <sup>2</sup> = 31.26 bar
Cabinet colour	graphite grey: RAL 7024 silver: RAL 9007 (door only)
UPS colour	graphite grey: RAL 7024 silver: RAL 9007 and black (door)
Door opening	two doors
Batteries	
Battery Type	VRLA 24 or 28 Ah
Battery dimensions (WxDxH)	175x125x168
Battery placement	on battery trays
Number of batteries per tray	5
Maximal number of battery	200
Battery blocks per string	30 – 50 (depending on UPS)
Electrical	
Max. number of battery strings	5
Fuses (quantity x size)	15 x 100 Amps
Fuses size (Ø x length)	22 x 58 mm
Number of fuse holders	5
Connection terminals	C-type → connection bars: 3 x (4xM10) + PE 1x(2xM10) S-type → terminals: 3 x 5 x 50mm <sup>2</sup> + PE 1x(2xM8)
Options	
Connection cable cabinet → UPS	section 10-150mm <sup>2</sup> (dep. on power) length 4 m article number: see Options PO form



# Battery Cabinet: CBAT-DPA UPSCALE-120 S / CBAT-DPA UPSCALE-120 C

## TECHNICAL SPECIFICATIONS:

General	
Suitable UPS	DPA UPScale ST PowerWave 33-PowerScale (C-type only)
Battery configuration	C-type cabinet → common battery S-type cabinet → separate battery
Max number of modules (sep. batt)	3
Physical	
Dimensions (WxHxD)	730x1975x796 mm
Weight with trays and w/o batteries	280 kg
Weight with trays and full batteries	approx. 1480 kg (10kg per batt.)
Feet	4 feet of 12.5 cm <sup>2</sup> each
Floor loading (pressure) with full batteries	2.90x10 <sup>6</sup> N/m <sup>2</sup> = 29.0 bar
Cabinet colour	graphite grey: RAL 7024
UPS colour	graphite grey: RAL 7024
Door opening	one door open to right
Batteries	
Battery Type	VRLA 24 or 28 Ah
Battery dimensions (WxDxH)	175x125x168
Battery placement	on battery trays
Number of batteries per tray	5
Maximal number of battery	120
Battery blocks per string	20 – 50 (depending on UPS)
Electrical	
Max. number of battery strings	3
Fuses (quantity x size)	9 x 100 Amps
Fuses size (Ø x length)	22 x 58 mm
Number of fuse holders	3
Connection terminals	C-type → connection bars: 3 x (2xM8) + PE 1x(2xM8) S-type → terminals: 3 x 3 x 50mm <sup>2</sup> + PE 1x(2xM8)
Options	
Connection cable cabinet → UPS	section 10-150mm <sup>2</sup> (dep. on power) length 4 m article number: see Options PO form



120 batteries (24 or 28 Ah)	
Common Battery	Separate Battery
	
C-type cabinet Article number: 04-0407	S-type cabinet Article number: 04-0406
<p>Remark: please note that the battery cabinet is higher than the PowerWave cabinet. If PowerWave will be installed next to the battery cabinet, it is possible to achieve the same height for PowerWave as the battery cabinet with the elevation kit.</p> <p style="text-align: center;">Article number elevation kit for Powerwave 33: 04-1183 for 60-100kVA 04-1184 for 120-200kVA</p>	



# Battery Cabinet: CBAT-DPA UPSCALE200 S / CBAT-DPA UPSCALE-200 C

## TECHNICAL SPECIFICATIONS:

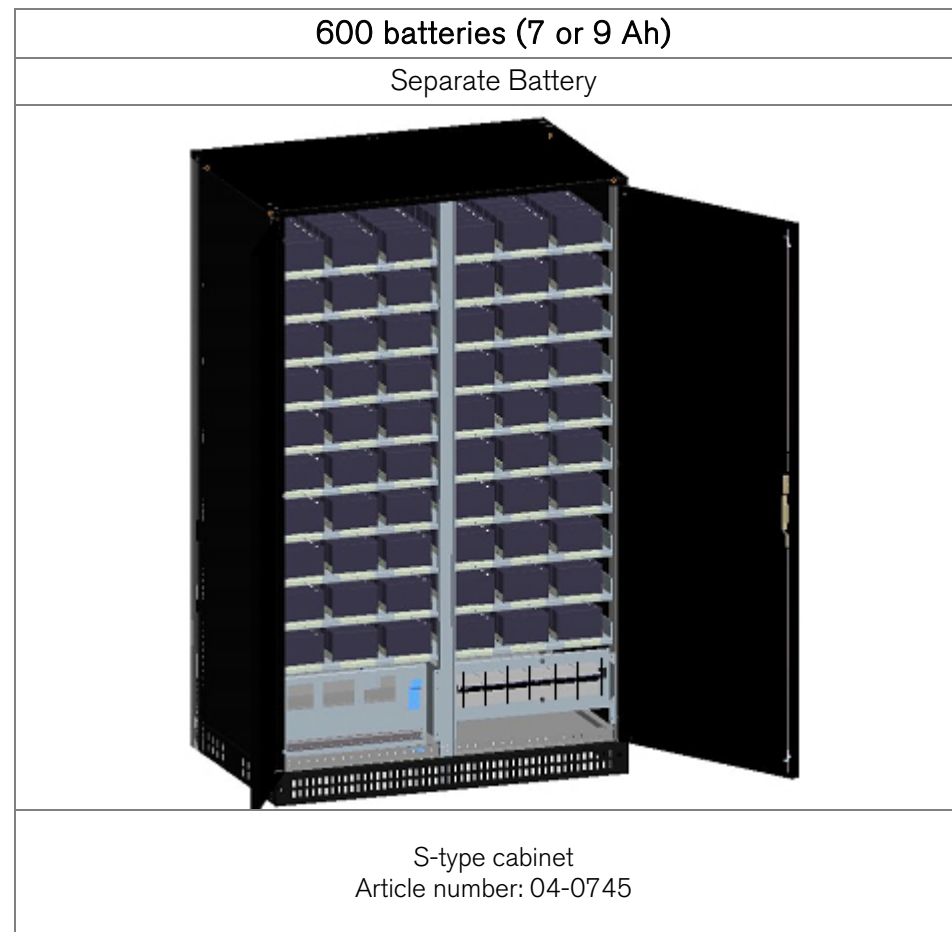
General	
Suitable UPS	DPA UPScale ST PowerWave 33 (C-type only)
Battery configuration	C-type cabinet → common battery S-type cabinet → separate battery
Max number of modules (sep. batt)	5
Physical	
Dimensions (WxHxD)	1200x1975x796 mm
Weight with trays and w/o batteries	390
Weight with trays and full batteries	approx. 2390 kg (10kg per batt.)
Feet	6 feet of 12.5 cm <sup>2</sup> each
Floor loading (pressure) with full batteries	3.126x10 <sup>6</sup> N/m <sup>2</sup> = 31.26 bar
Cabinet colour	C-type cabinet → common battery S-type cabinet → separate battery
UPS colour	Graphite grey: RAL 7024
Door opening	Graphite grey: RAL 7024
	two doors
Batteries	
Battery Type	VRLA 24 or 28 Ah
Battery dimensions (WxDxH)	175x125x168
Battery placement	on battery trays
Number of batteries per tray	5
Maximal number of battery	200
Battery blocks per string	20 – 50 (depending on UPS)
Electrical	
Max. number of battery strings	5
Fuses (quantity x size)	15 x 100 Amps
Fuses size (Ø x length)	22 x 58 mm
Number of fuse holders	5
Connection terminals	C-type → connection bars: 3 x (4xM10) + PE 1x(2xM10) S-type → terminals: 3 x 5 x 50mm <sup>2</sup> + PE 1x(2xM8)
Options	
Connection cable cabinet → UPS	section 10-150mm <sup>2</sup> (dep. on power) length 4 m article number: see Options PO form

200 batteries (24 or 28 Ah)	
Common Battery	Separate Battery
	
C-type cabinet Article number: 04-0409	S-type cabinet Article number: 04-0408
<p>Remark: please note that the battery cabinet is higher than the PowerWave cabinet. If PowerWave will be installed next to the battery cabinet, it is possible to achieve the same height for PowerWave as the battery cabinet with the elevation kit.</p> <p>Article number elevation kit for Powerwave 33: 04-1183 for 60-100kVA 04-1184 for 120-200kVA</p>	

# Battery Cabinet: CBAT-DPA UPSCALE-600 S

## TECHNICAL SPECIFICATIONS:

General	
Suitable UPS	DPA UPScale ST
Battery configuration	separate battery only
Max number of modules (sep. batt)	6
Physical	
Dimensions (WxHxD)	1200x1975x796 mm
Weight with trays and w/o batteries	450 kg
Weight with trays and full batteries	approx. 2010 kg (2.6kg per batt.)
Feet	6 feet of 12.5 cm <sup>2</sup> each
Floor loading (pressure) with full batteries	2.63x10 <sup>6</sup> N/m <sup>2</sup> = 26.30 bar
Cabinet colour	graphite grey: RAL 7024
UPS colour	graphite grey: RAL 7024
Door opening	two doors
Batteries	
Battery Type	VRLA 7 or 9 Ah
Battery dimensions (WxDxH)	151x98x65
Battery placement	on battery trays
Number of batteries per tray	5
Maximal number of battery	600
Battery blocks per string	20 – 50
Electrical	
Max. number of battery strings	6
Fuses (quantity x size)	18 x 50 Amps
Fuses size (Ø x length)	14 x 51 mm
Number of fuse holders	6
Connection terminals	S-type → terminals: 3 x 6 x 35mm <sup>2</sup> + PE 1x(2xM8)
Options	
Connection cable cabinet → UPS	section 10-35mm <sup>2</sup> (dep. on power) length 4 m article number: see Options PO form



# Battery Cabinet: CBAT-FLEX

## TECHNICAL SPECIFICATIONS:

General	
Suitable UPS	Conceptpower DPA – DPA UPScale ST PowerWave 33 –PowerScale 33
Battery configuration	separate or common battery
Max number of modules (sep. batt)	depending on battery configuration
Physical	
Dimensions (WxHxD)	1200x1975x796 mm
Weight with trays and w/o batteries	190 kg
Weight of one shelf	approx. 15.5 kg
Feet	6 feet of 12.5 cm <sup>2</sup> each
Floor loading (pressure) with full batteries	depending on battery configuration
Cabinet colour	graphite grey: RAL 7024
UPS colour	depending on UPS
Door opening	two doors
Batteries	
Battery Type	any
Battery dimensions (WxDxH)	depending on battery
Battery placement	on shelves- max 500 kg per shelf
Number of batteries per tray	depending on battery configuration
Maximal number of battery	depending on battery configuration
Battery blocks per string	depending on battery configuration
Electrical	
Max. number of battery strings	depending on battery configuration
Fuses (quantity x size)	none
Fuses size (Ø x length)	-
Number of fuse holders	none
Connection terminals	none
Options	
Shelf Kit	Article number: 04-1777

**New**

Suitable for any type of batteries

Separate or common battery



Article number: 04-1774

Remark: CBAT-FLEX is made to accommodate flexible number of shelves at various heights. The bottom shelf is included in the article number 04-1774. More shelves can be ordered separately with the number 04-1777 (shelf kit containing shelf + screws).

The maximal weight that one shelf can support is 500 kg (equally distributed).

Shelf Kit Article Number: 04-1777



# Battery Cabinet: CBAT-POWERSCALE-88

## TECHNICAL SPECIFICATIONS:

General	
Suitable UPS	PowerScale 10 – 50 kVA
Battery configuration	Common battery only
Max number of modules (sep. batt)	-
Physical	
Dimensions (WxHxD)	475x1400x940 mm
Weight with trays and w/o batteries	Approx. 140 kg
Weight with trays and full batteries	approx. 1040 kg (10kg per batt.)
Feet	4 feet of 12.5 cm <sup>2</sup> each
Floor loading (pressure) with full batteries	2.04x10 <sup>6</sup> N/m <sup>2</sup> = 20.40 bar
Cabinet colour	graphite grey: RAL 7024
UPS colour	graphite grey: RAL 7024
Door opening	no doors, removable front panel
Batteries	
Battery Type	VRLA 24 or 28 Ah
Battery dimensions (WxDxH)	175x125x168 mm
Battery placement	on battery trays
Number of batteries per tray	6
Maximal number of battery	88
Battery blocks per string	16 – 44 (depending on UPS)
Electrical	
Max. number of battery strings	2
Fuses (quantity x size)	6 x 100 Amps
Fuses size (Ø x length)	22 x 58 mm
Number of fuse holders	3
Connection terminals	3 x 25mm <sup>2</sup> + PE 1x 25mm <sup>2</sup>
Options	
Connection cable cabinet → UPS	section 25mm <sup>2</sup> length 4 m article number: see Options PO form

**New**

88 batteries (24 or 28 Ah)

Common Battery



Article number: 04-1572

Remark: This cabinet can accommodate 2 strings of 44 battery blocks each. A combination of internal-external batteries is not possible. When connecting this external battery cabinet to the UPS, the UPS cabinet must be without batteries.




## ➤ Newave Group Companies

Newave Energy Holding SA  
Via Luserte Sud 9  
CH-6572 Quartino  
T +41 (0) 91 850 29 29  
F +41 (0) 91 840 12 54  
info@newavenergy.com  
www.newavenergy.com

## Head Office: Operations, Sales and Marketing

Newave SA  
Via Luserte Sud 9  
CH-6572 Quartino  
T +41 (0) 91 850 29 29  
F +41 (0) 91 840 12 54  
info@newavenergy.com  
www.newavenergy.com



## Subsidiaries

### Austria

Newave Österreich GmbH  
Laxenburgerstrasse 252  
AT-1230 Wien  
T +43 (1) 710 96 70 0  
F +43 (1) 710 96 70 12  
info@newaveups.at  
www.newavenergy.at

### Finland

Newave Finland OY  
Niittyläntie 2  
FI-00620 Helsinki  
T +358 (0) 10 421 9400  
info@newaveups.fi  
www.newaveups.fi

### Germany

Newave USV Systeme GmbH  
Summerside Ave. C 207  
Baden Airpark  
DE-77836 Rheinmünster  
T +49 (0) 7229 1866 0  
F +49 (0) 7229 1866 33  
zentrale@newavenergy.de  
www.newavenergy.com

### Italy

NEWAVE Italia  
Via Vincenzo Ussani, 90  
IT-00151 Roma  
T +39 06 65 31 997  
T +39 06 65 31 316  
F +39 06 65 31 306  
info@newavenergy.it  
www.newavenergy.it

### Spain

Newave España SA  
Arturo Soria 329 1 D  
ES-28033 Madrid  
T +34 (91) 768 22 22  
F +34 (91) 383 21 50  
newave@newave.es  
www.newavenergy.es

### Switzerland

Newave Energy AG  
Industriestrasse 5  
CH-5432 Neuenhof  
T +41 (0) 56 416 01 01  
F +41 (0) 56 416 01 00  
info@newavenergy.ch  
www.newavenergy.ch

### With a branch office in Biel:

Am Wald 36  
CH-2504 Biel  
T +41 (0) 32 366 60 30  
F +41 (0) 32 366 60 35  
info@newavenergy.ch  
www.newavenergy.ch

### The Netherlands

Newave UPS Systems BV  
Stephensonweg 9  
NL-4207 HA Gorinchem  
T +31 (0) 183 64 6474  
F +31 (0) 183 62 3540  
info@newaveups.nl  
www.newavenergy.nl

### Hong Kong and China

Newave Energy Hong Kong Ltd  
Room 2506, West Tower,  
Shun Tak Centre  
HK-168-200 Connaught Road  
Central  
T +31 642 215 512  
sales-china@newave.com.cn  
www.newavenergy.cn

### With a branch office in China:

Newave Energy (Jiangmen) Limited  
9/F Kawa House, 49 Jiangshe Road,  
Jiangmen, Guangdong, China  
Postal Code: 529000  
T +86 750 368 0239  
F +86 750 368 0229  
sales-china@newave.com.cn  
www.newavenergy.cn

### India

Newave Energy India Pvt. Ltd.  
818/819 Corporate Avenue,  
Sonawala Road, Goregaon East,  
IN-Mumbai 400 0063  
T +91 (22) 4266 5151  
F +91 (22) 4266 5141  
info@newavenergy.in  
www.newavenergy.com

### Latin America

Newave South America LTDA  
Rua Clodomiro Amazonas No. 1422  
Suite 68  
BR-04537-002 - São Paulo  
T +55 (11) 3045 0809  
F +55 (11) 3045 0764  
info@newavesam.com  
www.newavenergy.com